



www.snettertonstagerally.co.uk

www.amsc.org.uk



COMPETITOR BULLETIN No 1

SNETTERTON STAGE RALLY

19th February 2017



Results: www.vola-racing.com/rallypro/nicholls/

The event is a qualifying round of the following championships:
The Motorsport News Circuit Rally Championship in association with MSVR,
The Jelfmotorsport.com AEMC/ASEMC Stage Rally Championship

ANGLIA MOTOR SPORT CLUB

Competitor Bulletin No1

Issued 12th February 2017

Thank you for your entry. The organising committee are happy to welcome you to the second running of the MSN Championship round at Snetterton Circuit. We hope you have an enjoyable day's entertainment.

PASSES

Due to limited service area space at the venue, Competitor and Vehicle passes will be issued at the gate on both Saturday and Sunday. Entry tickets will be sent via the MSV's Ticketing System. If you haven't received the tickets that you are expecting by Thursday, the 16th please contact us.

ENTRY LIST

The Entry List will be displayed on the event website.

ENTRANCE TO SNETTERTON AND SPEED LIMITS

Entrance to the venue is via the main gate Post Code NR16 2JU. You must observe the speed limits at all times and follow the marshal's directions.

NOISE TEST / SCRUTINEERING

Saturday 18th February 16:00 to 19:00

Sunday 19th February 07:00 to 08:15

See attached map for location of Scrutineering / Noise Test / Trailer Park and Service Area.

AS SPACE IS RESTRICTED, NO TRAILERS WILL BE ALLOWED IN THE SERVICE AREA.

SCRUTINEERING NOTES

- 1 – Please check you Overalls, Seats, FHRs and Helmets are of the correct specification and date.
- 2 – Cars need not be taxed, but they must be presented at Scrutineering with the Vehicle Registration Document.
- 3 – In-car video cameras are allowed but must be fitted prior to Scrutineering, so the fitting can be approved.
- 4 – As the last stage will be run in darkness, auxiliary lights should be fitted for Scrutineering.

PLEASE NOTE RALLY PLATES ARE PROVIDED and NUMBERS can be purchased.

TRAILER & AUXILIARY VEHICLE PARKING

The attached map shows the location of trailers. Vehicles may be left in the Service Area overnight. Vehicles with Service or Competitor Passes may be left in the Service Area overnight. All other vehicles are to be parked in the public car park.

DOCUMENTATION

Saturday 18th February 16:15 to 20:00 Race Control (Rally HQ)

Sunday 19th February 07:00 to 08:30 Race Control (Rally HQ)

Competitors are reminded of the MSA's requirements for Entrant's Licences as laid down on the Licence Application form. All Competitor's Licences, Club Card and Permits will be

inspected at Signing-On, together with any Championship Registration Cards. All licences must be signed.

CHECK WITH THE MSA BEFORE THE EVENT, IF YOU HAVE NOT RECEIVED YOUR 2017 LICENCE. PLEASE NOTE THE FEE FOR NON-PRODUCTION OF A COMPETITION LICENCE IS £67. DRIVER LICENCE APPLICATIONS cannot be made on the day.

START LIST

A start list will be displayed with MTC1 due times on the notice board at documentation.

COMPETITOR BRIEFING

All Drivers and Co-drivers, must attend the Competitor's Briefing which will be held in the Scrutineering Bay at 08:15 sharp. Time cards will be issued at this briefing, by the Competitor Liaison Team in exchange for the pass provide on completion of signing on.

Topics covered will include, but not limited to the following: -

Yellow Flag Procedure

R25.6.4. On passing a Yellow Flag displayed by a marshal wearing a Marshal's tabard, the driver MUST immediately and significantly reduce speed as well as being prepared to stop at any time; at no time must they overtake any safety vehicles they encounter on the special stage route. The driver must follow the instructions of any marshal and/or stage safety personnel and maintain this reduced speed until leaving the stage.

Failure to comply with this rule will result in EXCLUSION from the event. R32.2(s).

Driver behaviour on Stage – Including Splits, Merges and Chicanes

Whilst approaching a Split or a Merge, you must ensure that you are aware of other cars that may be around you. There have been too many cases reported to the MSA of vehicle collisions. If this continues, we are likely to lose the chance of lapped stages on events.

Stage furniture is there for a reason, chicanes in particular are there for a reason, please respect them. FAILURE to do so will incur penalties. SR 25, 26.

SAFETY

You may be aware of the effort taken place in the last 24 months to ensure Safety on Stage Rallies. As of 1st January, the new MSA RALLYFUTURE STAGE RALLY SAFETY REQUIREMENTS, now cover Multi Use Rallies. All clubs have spent significant amount of time ensuring this event complies with these requirements.

As part of this, we would ask you to watch the MSA video, "First on Scene".

MSA First on Scene video.

<https://www.youtube.com/watch?v=Xde9mqk7-Ks>

SERVICE AREA

PLEASE SERVICE ONLY IN THE SERVICE AREA.

Please help to ensure this venue is kept clean. Do not drop litter or leave oil on the ground, oil absorbent materials will be available for soaking up oil. You MUST take ALL your rubbish, including tyres away with you.

THE SERVICE AREA IS A NO SMOKING AREA.

Please see the attached notes issued by the MSA for Service Areas. Pay particular attention to the regulation that ALL cars must be serviced on an Environmental Ground Sheet. Due to the stage layout, Vehicle access to the Service Area will be restricted after 08:00

FUEL & REFUELLING

Please note, Vital Equipment will be on site to supply you with specialised fuels. You must use their Refuel Zone, if you are obtaining fuel from them. If you wish to pre-order your fuel for the event, contact Vital Equipment on 01981 241 169 or e-mail on info@vitalequipment.co.uk.

Their area is mark on the attached map.

ALL SERVICE VEHICLES, MUST HAVE A SUITABLE AND WORKING FIRE EXTINGUISHER AVAILABLE WHEN REFUELLING IN THE SERVICE AREA. THIS CAN NOT BE THE FIRE EXTINGUISHER FROM THE COMPETING VEHICLE.

OUT OF BOUNDS AREAS

All areas of the circuit are out of bounds. This includes the area to be used as part of the stage in the paddock area.

CIRCUIT DAMAGE

A reminder to all competitors, Motorsport Vision are very sensitive in relation to damage caused to their venue. If you have a puncture, please do not drive on the very expensive tarmac. You must stop and change the wheel. Any damage caused or cost incurred in circuit repair will be the responsibility of the competitor and Anglia Motor Sport Club Ltd and Motorsport Vision will seek FULL reimbursement.

MARKERS & PENALTIES

Markers and Penalty Markers are made out of Banded Packs of tyres, Cones and Concrete Blocks. Please do not attempt to cut corners, there will only be one winner and we would like all vehicles to go home intact and with ALL their wheels still attached.

DRONES

The use of drones at Snetterton Circuit is prohibited.

TYRES

Michelin and Slicks Tyres will be at the venue. Andrew from Slicks tyres can be contacted on 0114 247 0485 or e-mail andrew@slickstyres.co.uk

FOOD & DRINK

Tyrrells Restaurant will be open from 7:00am for refreshments.

COMMENTATOR'S INFORMATION SHEET

Please ensure you have completed this on-line.

AMENDMENTS to SRs

SR17

Spectator Safety Officer	Darren Pike
Chief Medical Officer	John Horton
MSA Steward	David Evans
Environmental Scrutineer	Claudia Aldridge
Press & Media	Stephen Spooner

SR23

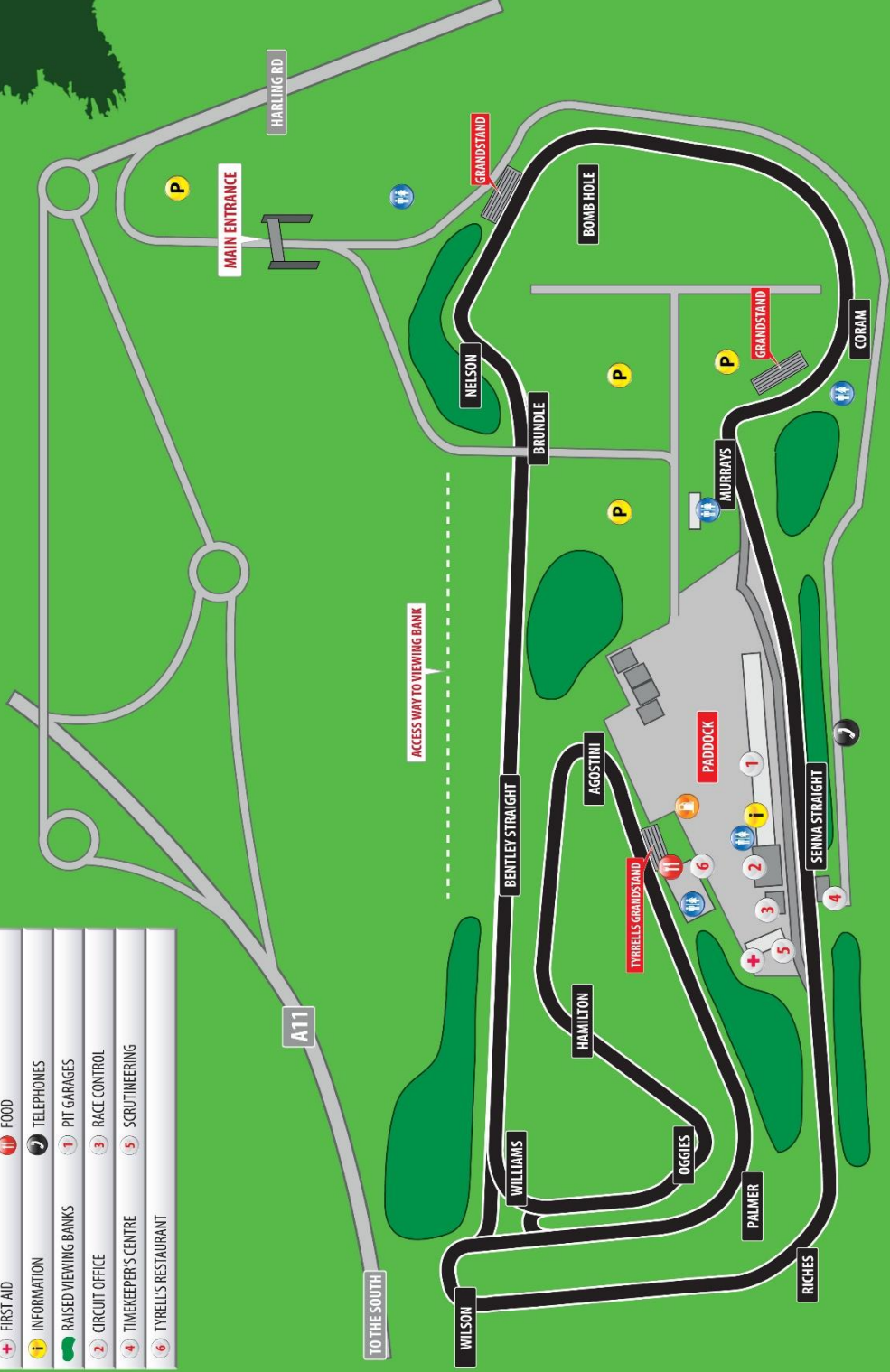
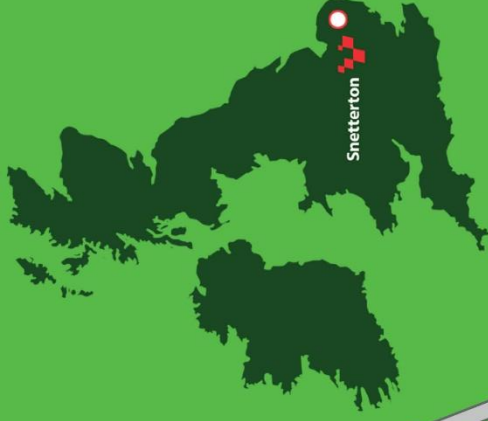
The MSA Insurance Excess is now £425.

Phone Numbers:

Event / Entry Secretary:	Stanley Graham	07796 805 072
Competitor Liaison Officer:	Val Thompson	07801 705 359
Chief Scrutineer:	Rob Dominy	07774 672 110

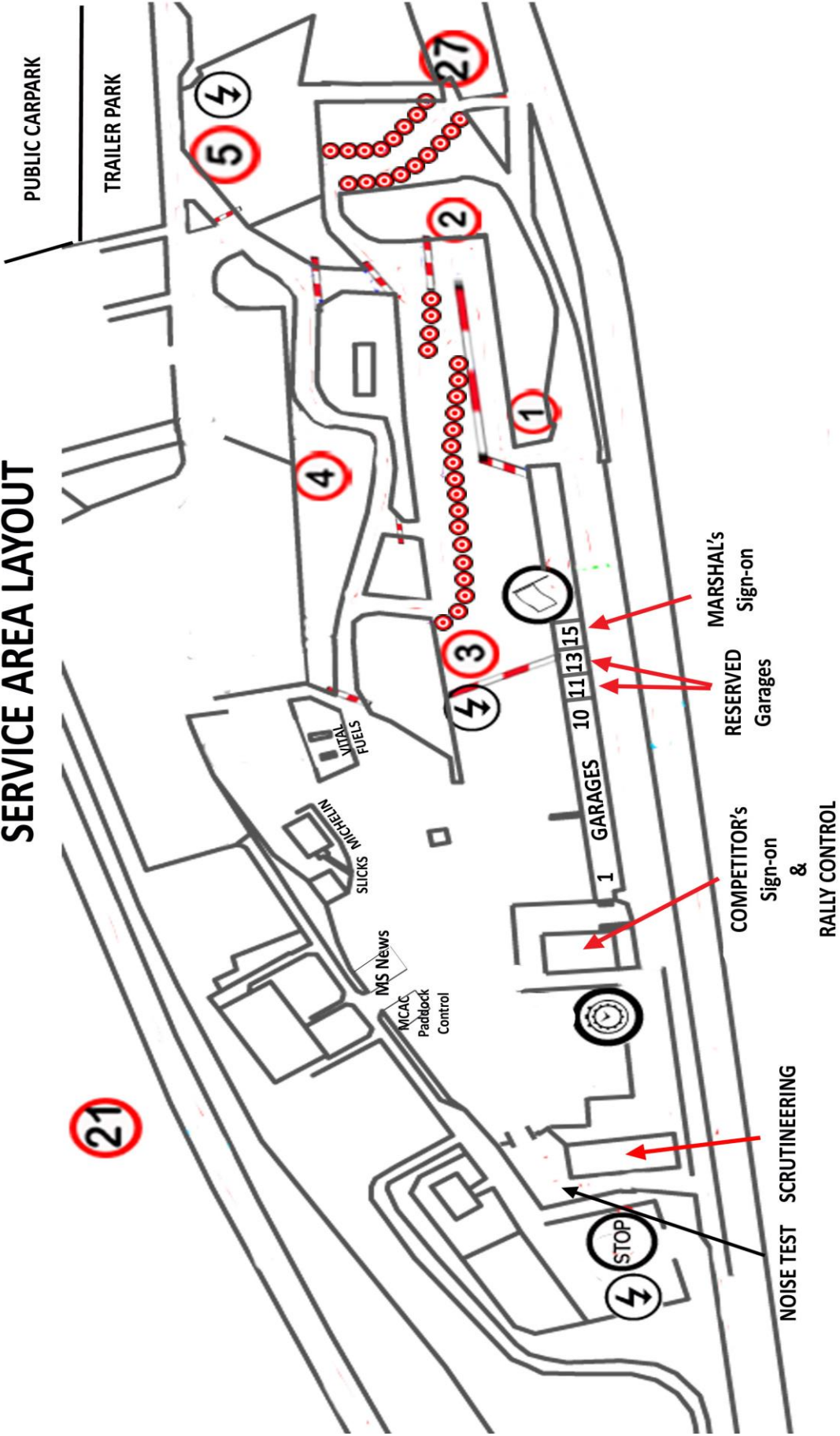
Snetterton

CIRCUIT KEY:	
	PARKING
	FUEL
	TOILETS
	FOOTPATHS
	FIRST AID
	INFORMATION
	RAISED VIEWING BANKS
	PIT GARAGES
	RACE CONTROL
	TIMEKEEPER'S CENTRE
	TYRELL'S RESTAURANT



SNETTERTON STAGE RALLY 2017

SERVICE AREA LAYOUT



Service Area Risk Management

Entrants, competitors and service crew members should be aware of their own and other people's safety and wellbeing, when competing in motor sport.

1. All entrants should have an environmental ground-sheet in place before work commences on the vehicle.
2. All service vehicles should have an environmental spill-kit, for use in the event of liquid spillage. (Competing cars should also carry such a kit.)
3. Fire extinguishers should be readily available at all times when vehicles are to be worked on, particularly in the event of any welding or grinding being carried out and when vehicles are being refuelled.
4. Vehicles should be supported by axle stands, chassis sill stands or ramps, all with recommended base plates, when raised in the air by trolley or any other types of jack. Engines should not be running when the vehicle is raised on stands. No other work on the car should be attempted, when raising or lowering of the car is taking place.
5. If re-fuelling is permitted in the Service Area, this should be the last operation to be carried out before the vehicles leave. The vehicle should be off any support stands, have all four wheels on the ground, have all other work ceased and have no occupants, when re-fuelling commences.
6. Ideally re-fuelling should be by hand pumping, rather than from hand held containers.
7. Spillage of any liquid should be contained immediately by the crew concerned.

A. Storage & Use of Petroleum Spirit

1. Containers should comply with the relevant British Standard, should be marked "Petroleum Spirit-Highly Flammable" and be kept from any source of ignition.
2. All empty containers should be removed from the venue after the event.
3. Petrol is to be used as fuel only, not for any other purpose.
4. All vehicle re-fuelling is to take place in the open air. A "No Smoking" area should be enforced and an operative should be on standby with a fire extinguisher.
5. Refuelling operatives, including those standing by with fire extinguishers, should ensure they are wearing protective clothing, including gloves and eye protection.

B. Hazardous Substances

1. Some vehicle parts, for example brake & clutch linings, contain asbestos. Competitors are encouraged to use non-asbestos substitutes where possible.
2. Where asbestos is used, every effort should be made to prevent dust being released.
3. Some mineral oils may cause skin cancers. Where contact does occur, contamination should be washed off immediately. The wearing of any contaminated clothing should be avoided.
4. Other substances may cause ill health. Suppliers will have information about the possible effects of their products, on request.

C. Electrical Safety

1. All electrical equipment should be maintained in a safe condition.
2. Extension leads & cables should be neoprene, oil resistant flexible cable.
3. All electrical equipment used externally should be weatherproof and tools should be "double" or "all insulated" against electric shock.
4. Electrical equipment and hand tools should not be used where flammable vapours are present.

D. Fire Precautions

1. All competition and service vehicles should carry a suitable fire extinguisher.
2. Special consideration should be made before lighting any cooking appliance.
3. All sources of ignition should be kept away from any fuel store or re-fuelling area.
4. Fire extinguishers should not be moved from their known location, other than when in use.
5. In the event of any fire, a report should be made to the organisers of the event before leaving the venue.
6. All entrants are encouraged to train their personnel in correct fire prevention and treatment procedures.

E. Compressed Air Equipment

1. Air blasts from over inflated tyres can cause severe injury. Tyres should not be inflated above manufacturers' recommendation figures.
2. Always stand clear when inflating tyres.
3. Compressors & air lines should be inspected regularly.
4. Compressed air cylinders should be stored and used to suppliers' recommendations.

F. General Working Practices

1. All working areas should be kept clean & tidy. All waste & spillage should be cleared up immediately, removed by the entrant at the end of the event and disposed of in a responsible manner.
2. Trailing cables & hoses should not be allowed to create a trip hazard and should not be run across access or roadways.
3. Whenever vehicle engines are being run, adequate ventilation must be in place.
4. All safety notices should be complied with.
5. Any personnel carrying out work should ensure that they adopt safe working practices at all times.
6. Service crews and competitors need to be aware of the long periods of exposure to cold, wet or heat, experienced while on location in service areas and dress accordingly.
7. Children under 16 years of age are to be closely supervised and should not leave your designated area unaccompanied. They are children and as such are your responsibility!!

G. Noise

1. Exposure to excessive noise may result in hearing loss, or other complaints. These may be short term, or after prolonged exposure, permanent.
2. Where exposure to noise is unavoidable, ear defenders should be worn.

H. Manual Handling

1. Lifting, carrying and propelling of loads by bodily force is a major cause of industrial injuries. All entrants are encouraged to train their personnel in safe manual handling techniques.

I. Waste

1. Entrants should remove all waste from the venue, including containers, packaging, tyres, oils etc. They must be disposed of it in a responsible manner.

J. Vehicle Safety

1. A 5 mph speed limit should be observed at all times in a Service Area, other than for Emergency Vehicles which may be attending an incident.
2. There may be pedestrians in Service Areas. Special care must be taken in these circumstances, to avoid collisions.
3. The unauthorised use of mopeds, motorcycles, scooters, go-peds, quads etc. are forbidden in Service Areas.
4. Vehicles may only be driven by persons holding valid driving licences for that class of vehicle.

K. First Aid

1. Any person sustaining injury or illness, should seek treatment from the event emergency services, by initially reporting to the Senior Official in charge of the Service Area, who will ensure the appropriate response.

L. Public Safety

1. Entrants and their associated personnel should act in a manner so as not to put either themselves or any other person at risk of injury.

M. Reporting of Accidents & Incidents

1. All accidents where any person sustains injury, or where damage to property occurs, should be reported immediately to the Senior Official in charge of the Service Area.

N. Further Regulations and Information

1. Entrants are reminded of their obligations to comply with the requirements of the appropriate sporting regulations at all times. These Guidance Notes should be read in conjunction with all relevant regulations.